



Kraftfahrt-Bundesamt

DE-24932 Flensburg



MITTEILUNG

Ausgestellt von:

Kraftfahrt-Bundesamt

über die Erweiterung der Genehmigung
für einen Schutzhelmtyp mit Visiertyp(en) nach der Regelung Nr. 22

COMMUNICATION

Issued by:

Kraftfahrt-Bundesamt

concerning approval extended
of a type of protective helmet with visor type(s) pursuant to Regulation
No. 22

Nummer der Genehmigung: **E1*22R05/02*300684*02**
Approval No.

1. Fabrik- oder Handelsmarke:
Trade name or mark:
BELL, HARLEY-DAVIDSON, HUSQVARNA

2. Typ:
Type:
P442

Handelsbezeichnung(en):
General commercial description(s):
P442, FF321, P442-1, ELIMINATOR, HD-B16, P442-2, P442-3

weitere Handelsbezeichnungen kommen hinzu
further general commercial descriptions are added

Ausführungen/ versions:
1, 2, 3 (Ausführung 3 hinzugefügt/ version 3 added)

3. Größen:
Sizes:
**XS(53/54), S(55/56), M(57/58), M/L(58/59), L(59/60), XL(61/62), XXL(63/64),
XXXL(65/66)**



Kraftfahrt-Bundesamt

DE-24932 Flensburg

2

Nummer der Genehmigung: E1*22R05/02*300684*02

Approval No.:

4. Name des Herstellers:
Manufacturer's name:
JIANGMEN PENGCHENG HELMETS LTD.
CN-Gonghe Town, Heshan City
5. Anschrift:
Address:
(s. 4.)
6. Gegebenenfalls Name des Vertreters des Herstellers:
If applicable, name of manufacturer's representative:
entfällt
not applicable
7. Anschrift:
Address:
(s. 6.)
8. Kurze Beschreibung des Helms:
Brief description of helmet:
siehe Anlagen
see enclosures
9. Helm mit schützender unterer Gesichtsabdeckung **(P)**
Helmet with protective lower face cover **(P)**
10. Visiertyp oder Visiertypen:
Type of visor or visors:
P442-PS-FS
E1*22R05/02*300687*00
11. Kurze Beschreibung des Visiers oder der Visiere:
Brief description of visor or visors:
siehe Anlagen
see enclosures
12. Zur Genehmigung vorlegt am:
Submitted for approval on:
28.05.2018
13. Technischer Dienst, der die Prüfungen für die Genehmigungen durchführt:
Technical service responsible for conducting approval tests:
SGS-TÜV Saar GmbH
DE-81379 München



Kraftfahrt-Bundesamt


DE-24932 Flensburg

3

Nummer der Genehmigung: E1*22R05/02*300684*02

Approval No.:

14. Datum des Gutachtens des Technischen Dienstes:
Date of report issued by that service:
25.05.2018
15. Nummer des Gutachtens des Technischen Dienstes:
Number of report issued by that service:
HOM ECN T18/066-02
16. Bemerkungen:
Comments:
entfällt
not applicable
17. Die Genehmigung wird **erweitert**
Approval **extended**
18. Ort: **DE-24932 Flensburg**
Place:
19. Datum: **01.06.2018**
Date:
20. Unterschrift: **Im Auftrag**
Signature:


(D. Stieglitz)





Kraftfahrt-Bundesamt

DE-24932 Flensburg

4

Nummer der Genehmigung: E1*22R05/02*300684*02

Approval No.:

21. Folgende mit der oben erwähnten Genehmigungsnummer versehene Dokumente sind auf Anforderung erhältlich.
The following documents, bearing the approval number shown above, are available on request:

Nebenbestimmungen und Rechtsbehelfsbelehrung
Collateral clauses and instruction on right to appeal

1 Prüfbericht mit Anlagen
1 Test report with appendices

1 Beschreibungsmappe R22-P442-02 (26 Blatt)
1 Information folder R22-P442-02 (26 sheets)



Kraftfahrt-Bundesamt

DE-24932 Flensburg

Nr. der Genehmigung: E1*22R05/02*300684*02

Approval No.:

- Anlage -

Nebenbestimmungen und Rechtsbehelfsbelehrung

Nebenbestimmungen

Die Einzelerzeugnisse der reihenweisen Fertigung müssen mit den Genehmigungsunterlagen genau übereinstimmen. Die in der bisherigen Genehmigung enthaltenen Auflagen gelten auch für diese Erweiterung.

Rechtsbehelfsbelehrung

Gegen diese Genehmigung kann innerhalb eines Monats nach Bekanntgabe Widerspruch erhoben werden. Der Widerspruch ist **beim Kraftfahrt-Bundesamt, Fördestraße 16, DE-24944 Flensburg**, schriftlich oder zur Niederschrift einzulegen.

- Attachment -

Collateral clauses and instruction on right to appeal

Collateral clauses

The individual production of serial fabrication must be in exact accordance with the approval documents. The requirements contained in the previous approval are also valid for this amendment.

Instruction on right to appeal

This approval can be appealed within one month after notification. The appeal is to be filed in writing or as a transcript at the **Kraftfahrt-Bundesamt, Fördestraße 16, DE-24944 Flensburg**.

Technical Report

Test standard:
ECE Regulation No. 22

Level of amendment:
Supplement 2 to the 05 series of amendments

Title:
Protective helmets and their visors

Manufacturer:
Jiangmen Pengcheng Helmets Co., Ltd.

Type:
P442

Subject of testing:
Component

0 General

0.1	Make (trade name of manufacturer):	BELL, HARLEY-DAVIDSON, HUSQVARNA
0.2	Type:	P442
0.2.1	Commercial description:	P442, FF321, P442-1, ELIMINATOR, HD-B16, P442-2, P442-3
0.3	Means of identification of type, if marked on the vehicle:	n.a.
0.3.1	Location of that marking:	n.a.
0.4	Category of vehicle:	n.a.
0.5	Manufacturer's name and address:	Jiangmen Pengcheng Helmets Co., Ltd. Industrial Park East, Gonghe Town, Heshan City Guangdong Province, China
0.8	Address of assembly plant:	Jiangmen Pengcheng Helmets Co., Ltd. Industrial Park East, Gonghe Town, Heshan City Guangdong Province, China
0.9	Name and address of representative:	n.a.
	Location of the ECE approval mark:	refer to information document

1 Test record

See appendix

2 Attachments

2.1 List of modifications:

2.2 Information folder:

No.: **R22-P442-02**

Date of issue: **15.05.2018**

3 Statement of conformity

The information folder as mentioned under no. 2.2 and the type described therein are in compliance with the test standard mentioned above.

With regard to the required level of performance to be achieved, the test specimen were representative for the type to be approved.

The tests were carried out in accordance to the relevant requirements of the

☐ EN ISO/IEC 17025:2005 ☒ EN ISO/IEC 17020:2012

Test Laboratory SGS-TÜV Saar GmbH

notified by

Kraftfahrt-Bundesamt (KBA),
Federal Republic of Germany

National Standards
Authority of Ireland (NSAI)

Rijksdienst voor het Wegverkeer
(RDW),
The Netherlands

No. KBA - P 00084 – 10

No. 101

No. 99050064 00

Responsible expert

Signature

Lell Wu

May 25, 2018




Conformity check

Signature

Doris Yang

May 28, 2018



This Technical Report shall be reproduced and published in full only and by the client only. It shall be reproduced partially with the written permission of the Test Laboratory only.

This document is issued by the Company subject to its General Conditions of Service (www.sgsgroup.de/agb). Attention is drawn to the limitations of liability, indemnification and jurisdictional issues established therein. This document is an original. If the document is submitted digitally, it is to be treated as an original within the meaning of UCP 600. Any holder of this document is advised that information contained hereon reflects the Company's findings at the time of its intervention only and within the limits of client's instructions, if any. The Company's sole responsibility is to its Client and this document does not exonerate parties to a transaction from exercising all their rights and obligations under the transaction documents. Any unauthorized alteration, forgery or falsification of the content or appearance of this document is unlawful and offenders may be prosecuted to the fullest extent of the law.

Test record

1 Test object and measuring equipment

1.1 Test object

- ☐ Protective helmet (without visor)
☒ Protective helmet (with visor)
☐ Visor

1.1.1 Protective Helmet

Type:

P442

Sizes:

XS(53/54), S(55/56), M(57/58),
M/L(58/59), L(59/60), XL(61/62),
XXL(63/64), XXXL(65/66)

Lower face cover:

- ☐ Without lower face cover (J)
☒ Protective (P)
☐ Non protective (NP)

1.1.2 Helmet visor

Visor type: P442-PS-FS
Refer to approval no.:
E1*22R05/02*300687*00

1.1.3 Sun shade

The helmet is equipped with a swivel-mounted sun shade, which may only be used in combination with the visor in closed position according to the user manual

- ☐ On the inner side of the visor
☐ On the outer side of the visor
☒ Not applicable

1.1.4 Remarks:

Version 1: Helmet with Fiberglass shell and type 1 main protective padding
Version 2: Helmet with Fiberglass shell and type 2 main protective padding
Version 3: Helmet with Carbon fiber shell and type 1 main protective padding

1.2 Equipments for measuring and testing:

- 1.2.1 Test equipment: The equipment and the test facilities on which the tests were carried out fulfilled the requirements of the ECE Regulation 22.05
- 1.2.2 Measurement procedure: according to ECE Regulation No. 22.05

2 Test Results

Due to the reason of extension (see attachment 2.1 List of modifications), all tests related were repeated according to this regulation, test results refer to bellow items.

2.1 Protective helmet

2.1.1 Marking (clause 4.1.1, 4.4)

All required information, in accordance with the ECE R22.05, is given by the labels


- ☒ fulfilled
☐ Not fulfilled
☐ n.a.

2.1.2 Basic construction (clause 6.1)

Shell + Protective padding + Retention system

- ☒ fulfilled
☐ Not fulfilled
☐ n.a.

2.1.3 If fitted with non protective lower face cover (clause 6.2)

- ☐ Marked
"Does not protect chin from impacts"
☐ Marked
with symbol 
☒ n.a.

2.1.4 Extent of the protection (clauses 6.4, 6.5)

The shell and the protective padding cover all areas as required

- ☒ fulfilled
☐ Not fulfilled
☐ n.a.

2.1.5 Projections / irregularities / sharp edges
(clauses 6.6 to 6.9)

All external projections other than press-fasteners are smooth and adequately faired, all external projections which are not more than 2 mm above the outer surface of the shell, have a radius of more than 1 mm, all external projections which are more than 2 mm above the outer surface of the shell have a radius of more than 2 mm.

All projections or irregularities in the outer surface of the shell which are higher than 2 mm, fulfill the requirements after the shear assessment test. The outer surface of the helmet fulfills the requirements after the friction assessment test.

There are no inward-facing sharp edges on the inside of the helmet; rigid, projecting internal parts are covered with padding so that any stresses transmitted to the head are not highly concentrated.

☒ fulfilled
☐ Not fulfilled
☐ n.a.

2.1.6 Test method for projections and surface friction

☐ Procedure A (7.4.1)
☒ Procedure B (7.4.2)

Helmet No.	Helmet Size (cm)	Condition	Projections	Friction
M-3	57/58	Solvent plus ambient temperature and hygrometry conditioning	Pass	Pass

2.1.7 Peripheral vision (clause 6.14)

Horizontal ($\geq 105^\circ$):

<input checked="" type="checkbox"/>	fulfilled
<input type="checkbox"/>	Not fulfilled
<input type="checkbox"/>	n.a.

Upwards ($\geq 7^\circ$):

<input checked="" type="checkbox"/>	fulfilled
<input type="checkbox"/>	Not fulfilled
<input type="checkbox"/>	n.a.

Downwards ($\geq 45^\circ$):

<input checked="" type="checkbox"/>	fulfilled
<input type="checkbox"/>	Not fulfilled
<input type="checkbox"/>	n.a.

2.1.8 Conspicuity marking
(clause 6.16)

<input type="checkbox"/>	fulfilled
<input type="checkbox"/>	Not fulfilled
<input checked="" type="checkbox"/>	n.a.

2.1.9 Impact-absorption tests
(clause 7.3)

<input checked="" type="checkbox"/>	fulfilled
<input type="checkbox"/>	Not fulfilled
<input type="checkbox"/>	n.a.

Size: 63/64 cm

Test Head Form: O (62 cm)

Helmet No.	Condition	Test anvil	Test site	Velocity (m/s)	Peak 'G ≤275g	HIC ≤2400
XXL-1	Solvent plus ambient temperature and hygrometry conditioning	Kerbstone	B	7.58	130.7	907
		Kerbstone	X	7.60	127.6	922
		Flat	P	7.60	182.3	1611
		Flat	R	7.64	165.3	1516
XXL-2	Solvent plus ambient temperature and hygrometry conditioning	Flat	B	7.54	194.6	1542
		Flat	X	7.57	173.7	1439
		Kerbstone	P	7.60	147.3	1064
		Kerbstone	R	7.62	142.3	1159
XXL-3	Solvent plus heat conditioning	Kerbstone	B	7.57	131.6	928
		Kerbstone	X	7.55	138.1	1033
		Kerbstone	P	7.63	142.2	1084
		Kerbstone	R	7.58	142.4	1207
XXL-4	Solvent plus low temperature conditioning	Flat	B	7.59	195.7	1490
		Flat	X	7.63	178.5	1423
		Flat	P	7.58	187.5	1717
		Flat	R	7.64	165.5	1523
		Flat	S	5.57	212.2	410
XXL-5	Solvent plus ultra-violet radiation conditioning and moisture conditioning	Kerbstone	B	7.58	138.1	926
		Kerbstone	X	7.57	128.9	977
		Flat	P	7.57	180.2	1717
		Flat	R	7.63	170.1	1592

Size: 53/54 cm

Test Head Form: E (54 cm)

Helmet No.	Condition	Test anvil	Test site	Velocity (m/s)	Peak 'G ≤ 275g	HIC ≤ 2400
XS-1	Solvent plus heat conditioning	Kerbstone	B	7.59	166.8	1215
		Kerbstone	X	7.59	183.2	1610
		Kerbstone	P	7.56	173.8	1763
		Kerbstone	R	7.58	182.5	1678
XS-2	Solvent plus low temperature conditioning	Flat	B	7.55	184.2	1377
		Flat	X	7.51	215.8	1956
		Flat	P	7.62	208.5	2048
		Flat	R	7.53	186.1	1813
		Flat	S	5.59	108.0	359

Size: 57/58 cm

Test Head Form: J (57 cm)

Helmet No.	Condition	Test anvil	Test site	Velocity (m/s)	Peak 'G ≤ 275g	HIC ≤ 2400
M-1	Solvent plus heat conditioning	Kerbstone	B	7.56	164.6	1271
		Kerbstone	X	7.56	205.8	1701
		Kerbstone	P	7.63	173.7	1630
		Kerbstone	R	7.57	180.2	1545
M-2	Solvent plus low temperature conditioning	Flat	B	7.62	196.4	1640
		Flat	X	7.53	234.6	2112
		Flat	P	7.58	208.8	1820
		Flat	R	7.64	183.3	1726
		Flat	S	5.57	106.9	335

Size: 58/59 cm

Test Head Form: J (57 cm)

Helmet No.	Condition	Test anvil	Test site	Velocity (m/s)	Peak 'G ≤ 275g	HIC ≤ 2400
M/L-1	Solvent plus heat conditioning	Kerbstone	B	7.58	141.2	932
		Kerbstone	X	7.52	182.3	1193
		Kerbstone	P	7.53	168.6	1384
		Kerbstone	R	7.58	169.9	1416
M/L-2	Solvent plus low temperature conditioning	Flat	B	7.56	182.2	1507
		Flat	X	7.59	201.8	1708
		Flat	P	7.57	202.1	1956
		Flat	R	7.60	189.6	1690
		Flat	S	5.57	94.8	273

Size: 59/60 cm

Test Head Form: M (60 cm)

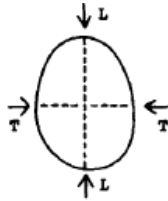
Helmet No.	Condition	Test anvil	Test site	Velocity (m/s)	Peak 'G ≤ 275g	HIC ≤ 2400
L-1	Solvent plus heat conditioning	Kerbstone	B	7.52	150.4	978
		Kerbstone	X	7.60	145.8	1114
		Kerbstone	P	7.56	154.7	1263
		Kerbstone	R	7.58	155.7	1290
L-2	Solvent plus low temperature conditioning	Flat	B	7.57	178.5	1403
		Flat	X	7.58	194.5	1622
		Flat	P	7.60	196.4	1832
		Flat	R	7.60	180.6	1661
		Flat	S	5.56	88.5	319

Size: 61/62 cm

Test Head Form: O (62 cm)

Helmet No.	Condition	Test anvil	Test site	Velocity (m/s)	Peak 'G ≤ 275g	HIC ≤ 2400
XL-1	Solvent plus heat conditioning	Kerbstone	B	7.54	134.4	742
		Kerbstone	X	7.56	124.9	918
		Kerbstone	P	7.57	145.2	1189
		Kerbstone	R	7.62	156.2	1328
XL-2	Solvent plus low temperature conditioning	Flat	B	7.62	181.8	1417
		Flat	X	7.62	205.4	1685
		Flat	P	7.60	196.0	1931
		Flat	R	7.57	186.1	1700
		Flat	S	5.53	104.7	380

2.1.10 Rigidity test (clause 7.5)



☒ fulfilled
☐ Not fulfilled
☐ n.a.

Helmet No.	Size	Condition	Direction	Max. deformation (≤ 40 mm)	Residual deformation (≤ 15 mm)
XXL-6	63/64	Solvent plus ambient temperature and hygrometry conditioning	Longitudinal axis	13.8	1.3
XXL-7	63/64	Solvent plus ambient temperature and hygrometry conditioning	Transverse axis	7.8	0.7

2.2 Retention system

The former test results remain valid.

2.3 Visor

☐ n.a. (no visor)
☒ n.a. (visor separately approved)

Refer to approval no.: E1 22R 05300687

2.4 Information for wearers
(clauses 14.1 to 14.6)

The former test results remain valid.

3 Other information

Place of testing:

SGS CSTC Guangzhou, P.R. China

Date of testing:

From 15.05.2018 to 25.05.2018

4 Remarks:

List of modifications

- | | | |
|---|------------------|--------------------------------------------------------------------------------------------------------------------------------------------------------------------|
| 1 | Correction of: | n.a. |
| 2 | Modification of: | Modify the manufacturer's logo from "LS2" to "MHR" in the information document. |
| 3 | Addition of: | 1. Commercial description(s) add "P442-2, P442-3"

2. Variants / Versions add "Version 3: Helmet with Carbon fiber shell and type 1 main protective padding" |
| 4 | Deletion of: | n.a. |

INFORMATION DOCUMENT

No.: R22-P442-02



Jiangmen Pengcheng Helmets Co., Ltd.

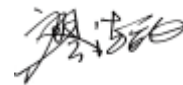
TYPE: P442

Protective helmet with visor
pursuant to

Regulation No. 22

UNIFORM PROVISIONS CONCERNING THE APPROVAL OF
PROTECTIVE HELMETS AND THEIR VISORS FOR DRIVERS AND
PASSENGERS OF MOTORCYCLES AND MOPEDS

Signature of a responsible person:



Date: 15.05.2018

Reason of extension:

Correction: n.a.

Modification: Modify the manufacturer's logo from "LS2" to "MHR" in the information document.

Addition: 1. Commercial description(s) add "P442-2, P442-3"

2. Variants / Versions add "Version 3: Helmet with Carbon fiber shell and type 1 main protective padding"

Deletion: n.a.



INFORMATION DOCUMENT

R22-P442-02

Type : P442
Manufacture : Jiangmen Pengcheng Helmets Co., Ltd.

Date:15.05.2018
Page 2 of 26

1.0 GENERAL INFORMATION

- 1.1 Make (trade name of manufacturer) : BELL, HARLEY-DAVIDSON, HUSQVARNA
- 1.2 Type : P442
- 1.2.1 Commercial description(s) : P442, FF321, P442-1, ELIMINATOR, HD-B16, **P442-2, P442-3**
- 1.3 Variants / Versions : Version 1: Helmet with Fiberglass shell and type 1 main protective padding
Version 2: Helmet with Fiberglass shell and type 2 main protective padding
Version 3: Helmet with Carbon fiber shell and type 1 main protective padding
- 1.4 Name and address of manufacturer : Jiangmen Pengcheng Helmets Co., Ltd.
Industrial Park East, Gonghe Town, Heshan City
Guangdong Province, China
- 1.5 Name and address of assembly plant : Jiangmen Pengcheng Helmets Co., Ltd.
Industrial Park East, Gonghe Town, Heshan City
Guangdong Province, China
- 1.6 Name and address of manufacturer's authorized representative (if any) : n.a.
- 1.7 Location and method of affixing of the international approval mark : Marked in a label sewn on the retention system chin strap, see Annex 5

2.0 TECHNICAL DESCRIPTION

- 2.1 Description of the helmet
- 2.1.1 Type of helmet : Full face
- 2.1.2 Type of lower face cover : "P" protective
- 2.1.3 Size (s) : XS(53/54), S(55/56), M(57/58), M/L(58/59), L(59/60), XL(61/62), XXL(63/64), XXXL(65/66)
- 2.1.4 Drawing of the helmet : See Annex 1
- 2.1.5 Type(s) of visor to which may be equipped with this helmet : P442-PS-FS
- 2.2 Description of the visor : Visor type: P442-PS-FS
Refer to approval no.: E1*22R05/02*300687*00
- 2.3 Description of the shell
- 2.3.1 Material : Fiberglass **or Carbon fiber**
- 2.3.2 Manufacture method : Compression Molding
- 2.3.3 Ventilation : See Annex 1
- 2.3.4 Composition of the border join on the shell : PVC
- 2.3.5 Drawing of the shell : See annex 2
- 2.4 Description of protective padding
- 2.4.1 Composition : EPS
- 2.4.2 Density and weight :
- Version 1 Helmets:

Size (cm)	Shell size	Comfort padding thickness (Main) (mm)	Protective padding Density (Main+top+side) (Kg/m ³)	Protective padding (Middle)	Protective padding Thickness (mm)	Protective padding Weight (Main+top+side+Middle) (grams)
XS(53/54)	S	12	24+24+40	11 times /65degrees	30-35	50.9+30.8+36.6+22.8
S(55/56)	S	10	24+24+40		30-35	50.9+30.8+36.6+22.8



INFORMATION DOCUMENT

R22-P442-02

Type : P442
Manufacture : Jiangmen Pengcheng Helmets Co., Ltd.

Date:15.05.2018
Page 3 of 26

M(57/58)	S	13	24+24+40		30-35	50.9+27+36.6+22.8
M/L(58/59)	L	13	24+24+40		30-35	56.3+37.4+53+16.2
L(59/60)	L	12	24+24+40		30-35	56.3+37.4+53+16.2
XL(61/62)	L	10	24+24+40		30-35	56.3+32.8+53+16.2
XXL(63/64)	XXL	9	24+24+40		30-35	73.8+34.2+56.5+17
XXXL(65/66)	XXL	8	24+24+40		30-35	73.8+34.2+56.5+17

Version 2 Helmets:

Size (cm)	Shell size	Comfort padding thickness (Main) (mm)	Protective padding Density (Main+top+side) (Kg/m ³)	Protective padding (Middle)	Protective padding Thickness (mm)	Protective padding Weight (Main+top+side+Middle) (grams)
XS(53/54)	S	12	24+35+50	11 times /65degrees	30-35	39.1+57.6+46.6+16.8
S(55/56)	S	10	24+35+50		30-35	39.1+57.6+46.6+16.8
M(57/58)	S	13	24+35+50		30-35	34.6+57.6+46.6+16.8
M/L(58/59)	L	13	24+45+55		30-35	44.8+72.2+61.1+20.2
L(59/60)	L	12	24+45+55		30-35	44.8+72.2+61.1+20.2
XL(61/62)	L	10	24+45+55		30-35	41.1+72.2+61.1+20.2
XXL(63/64)	XXL	9	24+50+50		30-35	46.4+102.8+65.2+17
XXXL(65/66)	XXL	8	24+50+50		30-35	46.4+102.8+65.2+17

Version 3 Helmets:

Size (cm)	Shell size	Comfort padding thickness (Main) (mm)	Protective padding Density (Main+top+side) (Kg/m ³)	Protective padding (Middle)	Protective padding Thickness (mm)	Protective padding Weight (Main+top+side+Middle) (grams)
XS(53/54)	S	12	24+24+40	11 times /65degrees	30-35	50.9+30.8+36.6+16.8
S(55/56)	S	10	24+24+40		30-35	50.9+30.8+36.6+16.8
M(57/58)	S	13	24+24+40		30-35	50.9+27+36.6+16.8
M/L(58/59)	L	13	24+24+40		30-35	56.3+37.4+53+20.2
L(59/60)	L	12	24+24+40		30-35	56.3+37.4+53+20.2
XL(61/62)	L	10	24+24+40		30-35	56.3+32.8+53+20.2
XXL(63/64)	XXL	9	24+24+40		30-35	73.8+34.2+56.5+17
XXXL(65/66)	XXL	8	24+24+40		30-35	73.8+34.2+56.5+17

2.4.3 Drawing of the protective padding : See Annex 3

2.5 Description of comfort padding

2.5.1 Composition of
Comfort padding : Compound sponge
Comfort tissue : Nylon
Protection of the back of the nape : Compound sponge, Compound cloth and leather
Lateral packing : EPS and compound sponge
Lower face cover : EPP
2.5.2 Drawing of the comfort padding : See annex 4



INFORMATION DOCUMENT

R22-P442-02

Type : P442
Manufacture : Jiangmen Pengcheng Helmets Co., Ltd.

Date:15.05.2018

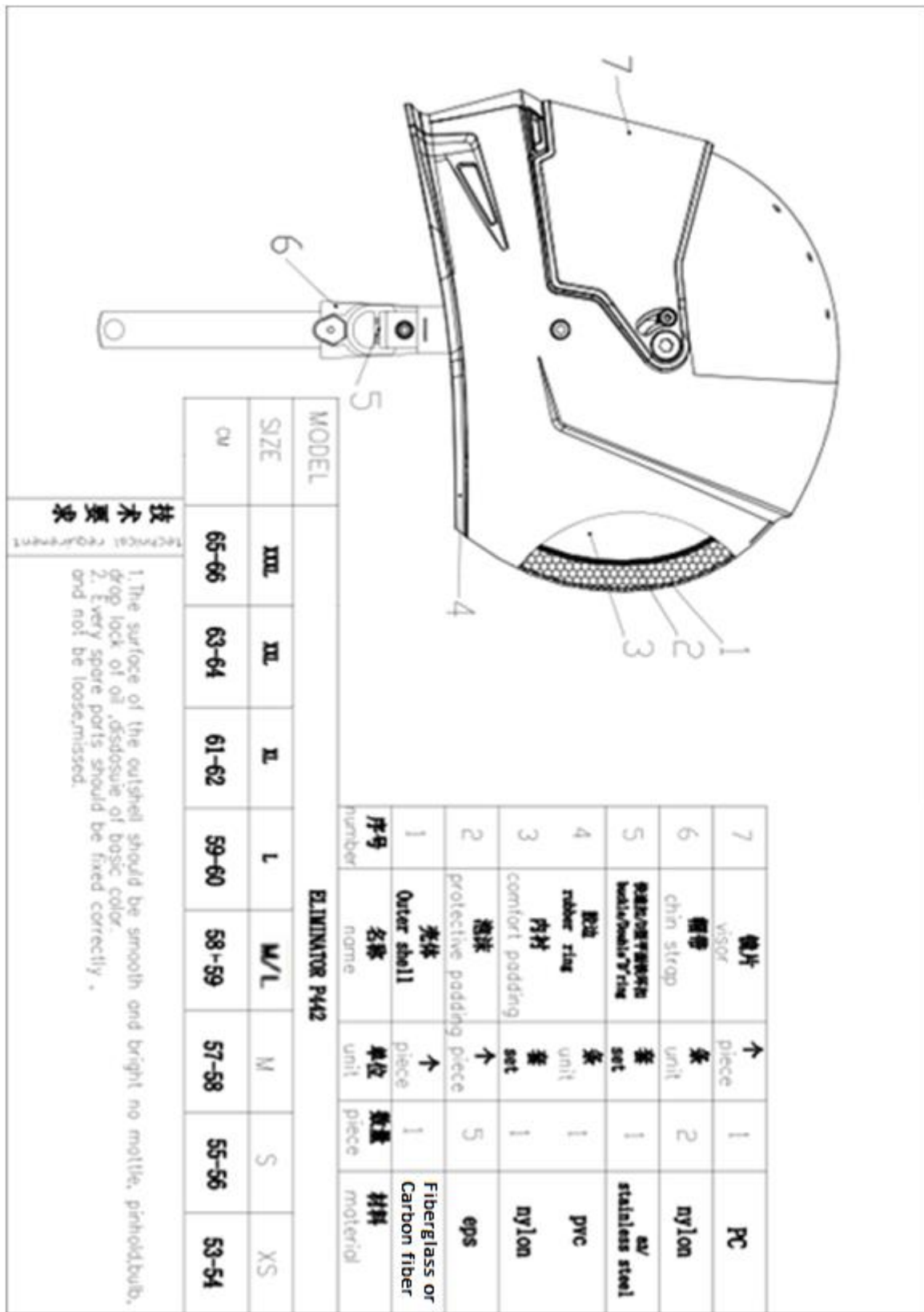
Page 4 of 26

2.6	Description of the retention system	
2.6.1	Chin strap	
	Material	: Nylon
	Width	: 25 mm
2.6.2	Retention system	: Double-D ring
2.6.3	Comfort padding of the retention system	
	Composition	: Leather and textile
	Thickness	: 3 mm
2.6.4	Anchorage system to the shell	: By means of a metallic piece fixed to the shell by rivets
2.6.5	Drawing of the retention system	: See Annex 5
2.7.1	Markings	
	Make	: Rear part of the shell
	Weight	: Rear part of the shell
	Size	: Rear part of the shell
2.7.2	Indelible marking	
	How it is made	: Sewing
	Position	: On the chin strap
2.8	Accessories	
2.8.1	Peak	: n.a.
2.8.2	Information for wearer	
2.8.2.1	Text	: See Annex 6
2.8.2.2	Position	: Hang on chin strap

ANNEXS

Annex 1	Drawing of the helmet	15.05.2018
Annex 2	Drawing of the shell	
	P442 XX-Large Shell	15.05.2018
	P442 Large Shell	15.05.2018
	P442 Small Shell	15.05.2018
Annex 3	Drawing of the protective padding	
	P442 XXL-XXXL Protective padding (Suit for Version 1/3 Helmets)	15.05.2018
	P442 XI Protective padding (Suit for Version 1/3 Helmets)	15.05.2018
	P442 L Protective padding (Suit for Version 1/3 Helmets)	15.05.2018
	P442 M Protective padding (Suit for Version 1/3 Helmets)	15.05.2018
	P442 XS-S Protective padding (Suit for Version 1/3 Helmets)	15.05.2018
	P442-1 XXL-XXXL Protective padding (Suit for Version 2 Helmets)	19.04.2018
	P442-1 XL Protective padding (Suit for Version 2 Helmets)	19.04.2018
	P442-1 L Protective padding (Suit for Version 2 Helmets)	19.04.2018
	P442-1 M Protective padding (Suit for Version 2 Helmets)	19.04.2018
	P442-1 XS-S Protective padding (Suit for Version 2 Helmets)	19.04.2018
Annex 4	Drawing of the comfort padding	12.01.2018
Annex 5	Drawing of the retention system	12.01.2018
Annex 6	Information for wearer	12.01.2018

Annex 1: Drawing of the helmet





INFORMATION DOCUMENT

R22-P442-02

Type : P442

Date:15.05.2018

Manufacture : Jiangmen Pengcheng Helmets Co., Ltd.

Page 6 of 26

Annex 2: Drawing of the shell



Unit: mm

Number	Name	Parameter	Number	Name	Parameter
1	Shell	Fiberglass or Carbon fiber			
Description	P442 XX-Large Shell		Code No.:	P442.2.1	
Manufacturer:	Jiangmen Pengcheng Helmets Co., Ltd.				
Address:	Industrial Park East, Gonghe Town, Heshan City Guangdong Province, China				
Drawn by:	XinShengLiu	Checked by:	XinShengLiu	Approved by:	YouJunFeng
Date:	15.05.2018	Date:	15.05.2018	Date:	15.05.2018



INFORMATION DOCUMENT

R22-P442-02

Type : P442

Date:15.05.2018

Manufacture : Jiangmen Pengcheng Helmets Co., Ltd.

Page 7 of 26



ELIMINATOR P442-L

Unit: mm

Number	Name	Parameter	Number	Name	Parameter
1	Shell	Fiberglass or Carbon fiber			
Description	P442 Large Shell		Code No.:	P442.2.2	
Manufacturer:	Jiangmen Pengcheng Helmets Co., Ltd.				
Address:	Industrial Park East, Gonghe Town, Heshan City Guangdong Province, China				
Drawn by:	XinShengLiu	Checked by:	XinShengLiu	Approved by:	YouJunFeng
Date:	15.05.2018	Date:	15.05.2018	Date:	15.05.2018



INFORMATION DOCUMENT

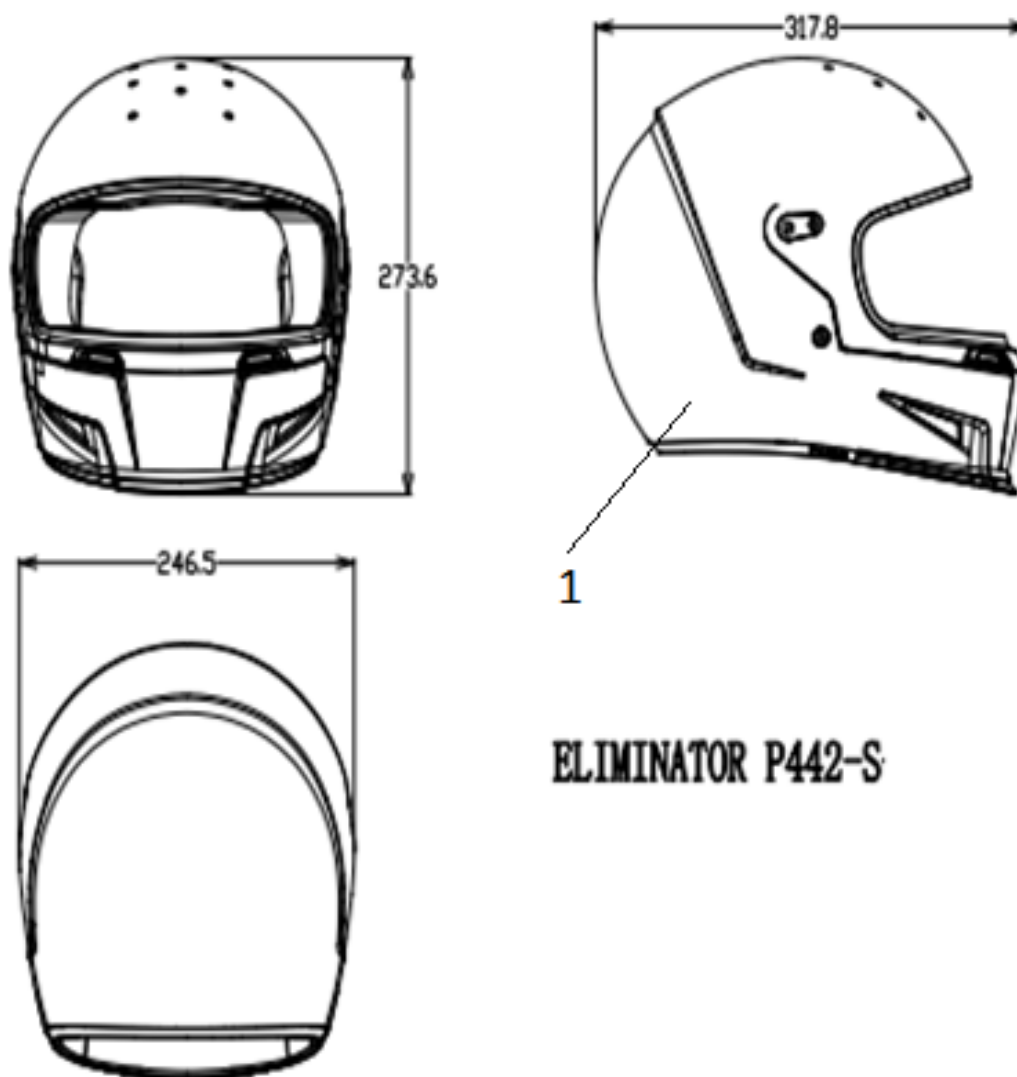
R22-P442-02

Type : P442

Date:15.05.2018

Manufacture : Jiangmen Pengcheng Helmets Co., Ltd.

Page 8 of 26



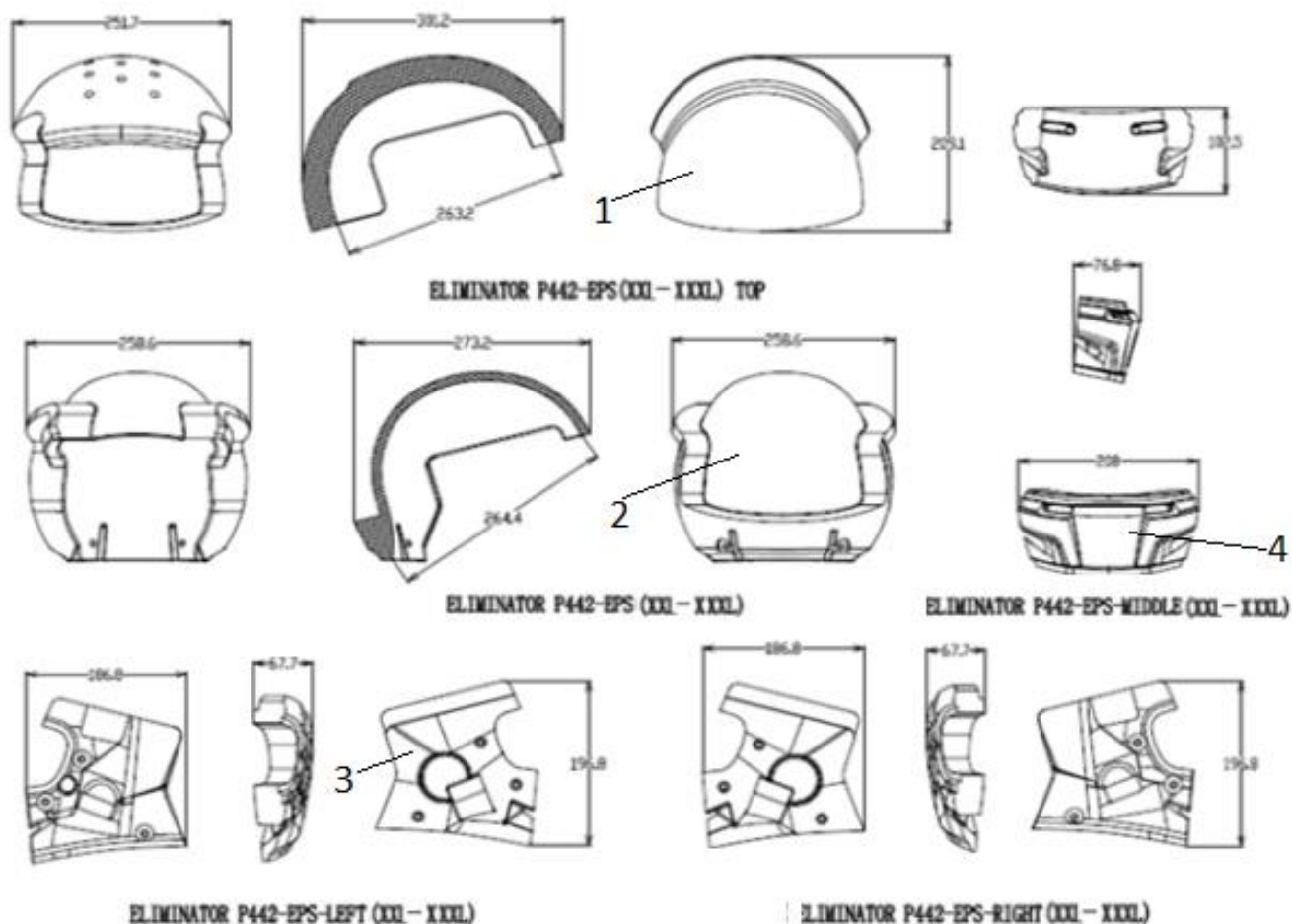
ELIMINATOR P442-S

Unit: mm

Number	Name	Parameter	Number	Name	Parameter
1	Shell	Fiberglass or Carbon fiber			
Description	P442 Small Shell		Code No.:	P442.2.3	
Manufacturer:	Jiangmen Pengcheng Helmets Co., Ltd.				
Address:	Industrial Park East, Gonghe Town, Heshan City Guangdong Province, China				
Drawn by:	XinShengLiu	Checked by:	XinShengLiu	Approved by:	YouJunFeng
Date:	15.05.2018	Date:	15.05.2018	Date:	15.05.2018



Annex 3: Drawing of the protective padding



Unit: mm

Number	Name	Parameter	Number	Name	Parameter
1	Main Top Protective Padding	EPS	3	Ear Protective Padding	EPS
2	Main Protective Padding	EPS	4	Mouth Protective Padding	EPP
Description	P442 XXL-XXXL Protective padding (Suit for Version 1/3 Helmets)		Code No.:	P442.3.1	
Manufacturer:	Jiangmen Pengcheng Helmets Co., Ltd.				
Address:	Industrial Park East, Gonghe Town, Heshan City Guangdong Province, China				
Drawn by:	XinShengLiu	Checked by:	XinShengLiu	Approved by:	YouJunFeng
Date:	15.05.2018	Date:	15.05.2018	Date:	15.05.2018



INFORMATION DOCUMENT

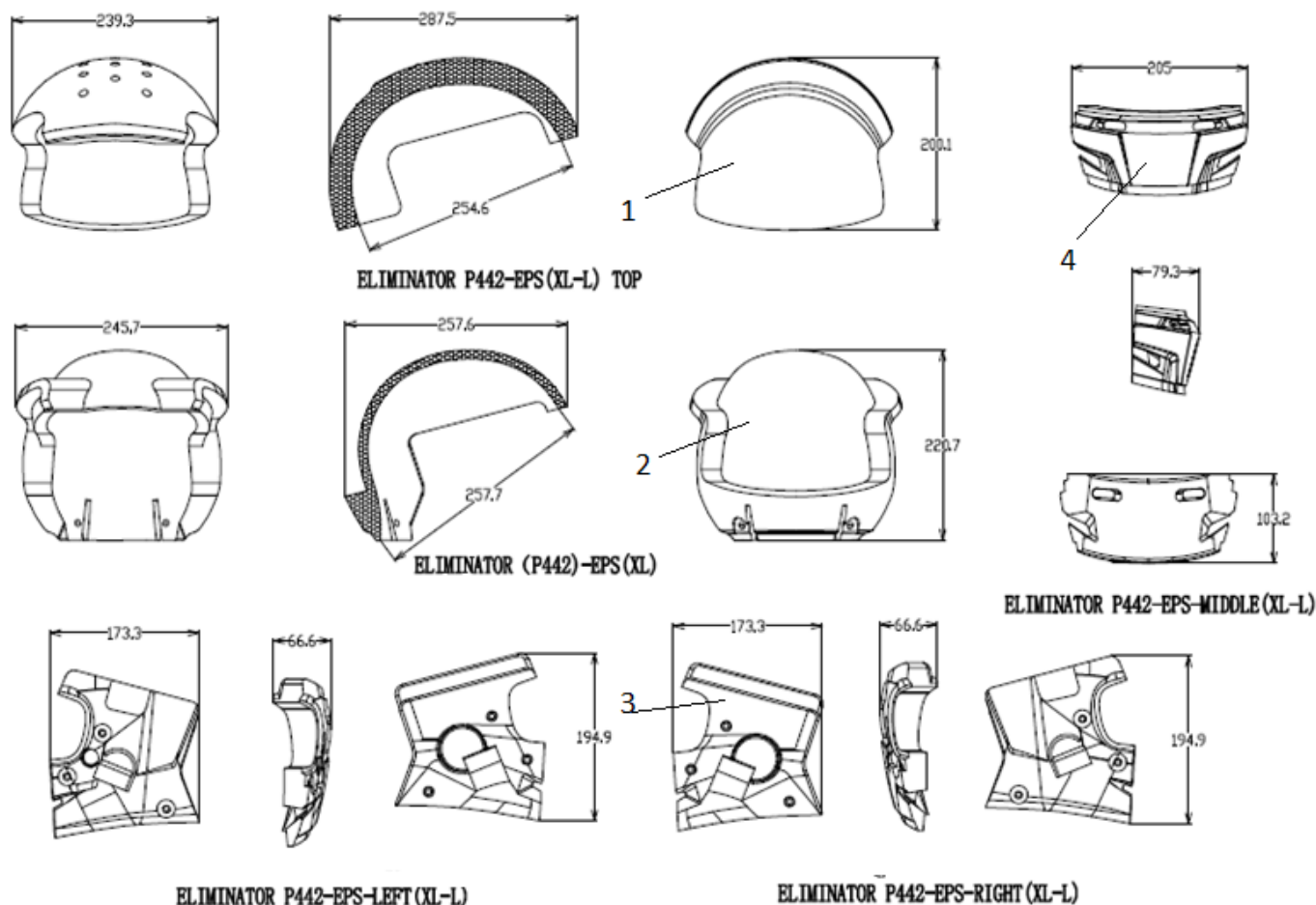
R22-P442-02

Type : P442

Date:15.05.2018

Manufacture : Jiangmen Pengcheng Helmets Co., Ltd.

Page 10 of 26



Unit: mm

Number	Name	Parameter	Number	Name	Parameter
1	Main Top Protective Padding	EPS	3	Ear Protective Padding	EPS
2	Main Protective Padding	EPS	4	Mouth Protective Padding	EPP
Description	P442 XL Protective padding (Suit for Version 1/3 Helmets)		Code No.:	P442.3.2	
Manufacturer:	Jiangmen Pengcheng Helmets Co., Ltd.				
Address:	Industrial Park East, Gonghe Town, Heshan City Guangdong Province, China				
Drawn by:	XinShengLiu	Checked by:	XinShengLiu	Approved by:	YouJunFeng
Date:	15.05.2018	Date:	15.05.2018	Date:	15.05.2018

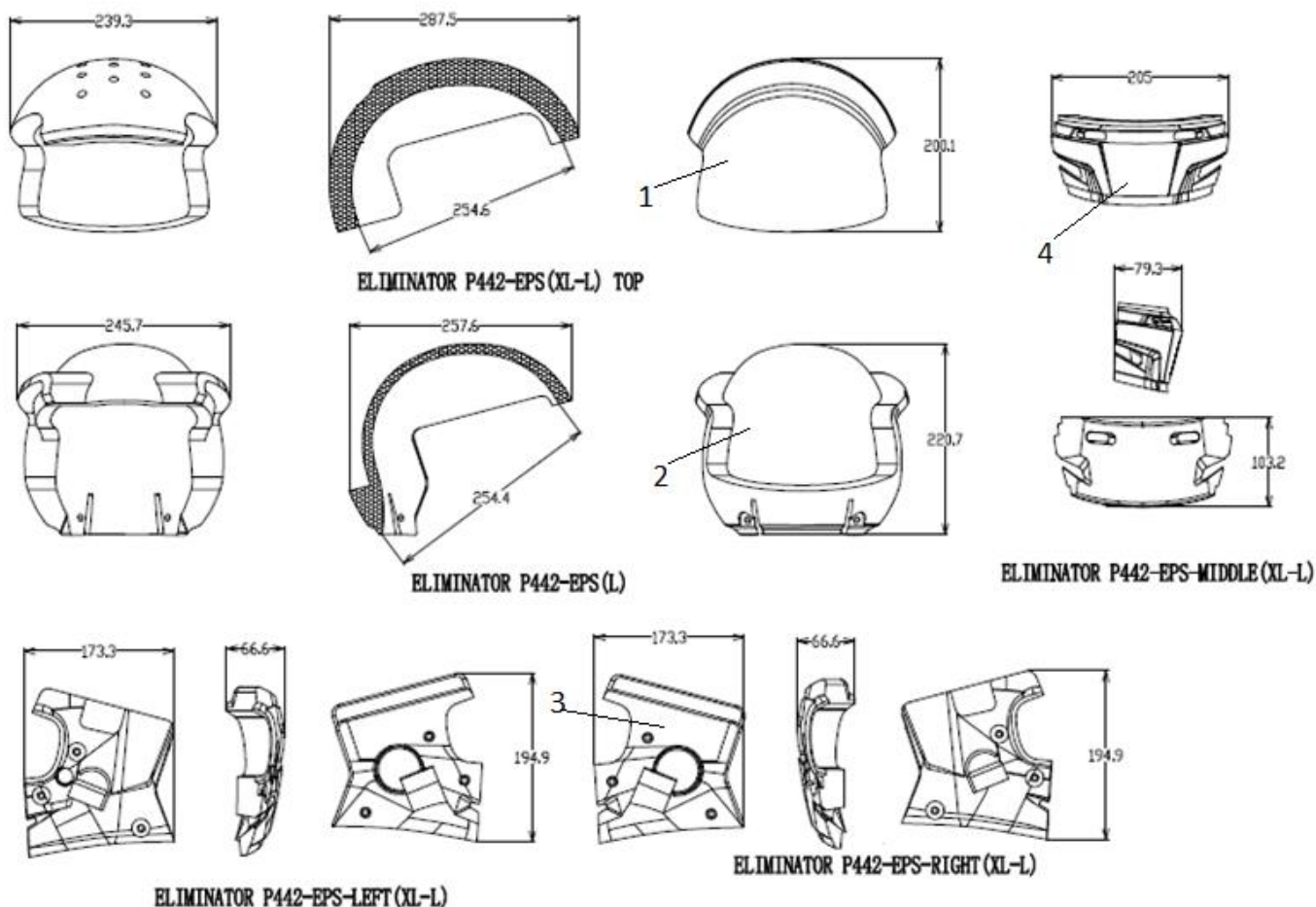


INFORMATION DOCUMENT

R22-P442-02

Type : P442
Manufacture : Jiangmen Pengcheng Helmets Co., Ltd.

Date:15.05.2018
Page 11 of 26



Unit: mm

Number	Name	Parameter	Number	Name	Parameter
1	Main Top Protective Padding	EPS	3	Ear Protective Padding	EPS
2	Main Protective Padding	EPS	4	Mouth Protective Padding	EPP
Description	P442 L Protective padding (Suit for Version 1/3 Helmets)		Code No.:	P442.3.3	
Manufacturer:	Jiangmen Pengcheng Helmets Co., Ltd.				
Address:	Industrial Park East, Gonghe Town, Heshan City Guangdong Province, China				
Drawn by:	XinShengLiu	Checked by:	XinShengLiu	Approved by:	YouJunFeng
Date:	15.05.2018	Date:	15.05.2018	Date:	15.05.2018

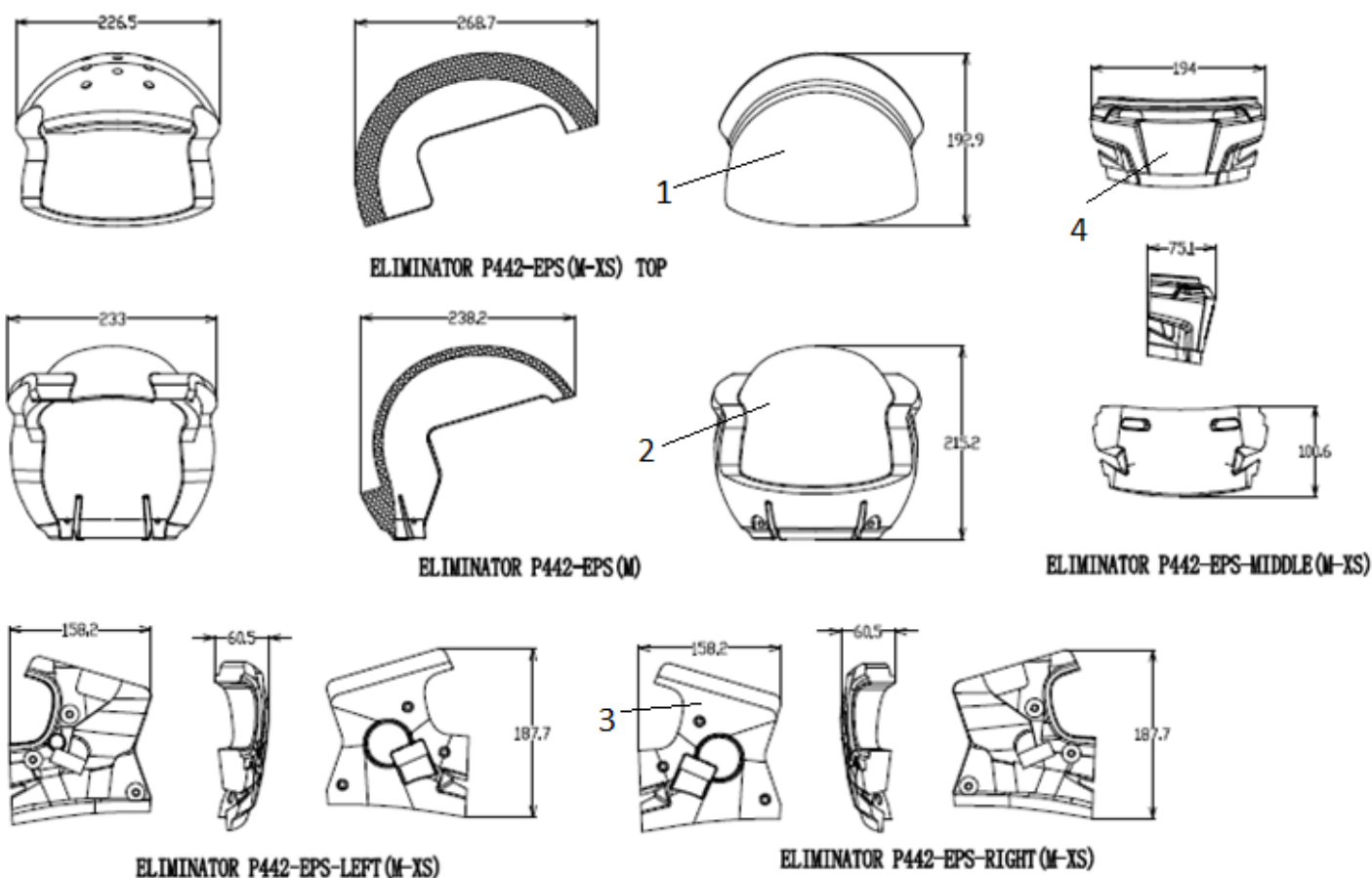


INFORMATION DOCUMENT

R22-P442-02

Type : P442
Manufacture : Jiangmen Pengcheng Helmets Co., Ltd.

Date:15.05.2018
Page 12 of 26



Unit: mm

Number	Name	Parameter	Number	Name	Parameter
1	Main Top Protective Padding	EPS	3	Ear Protective Padding	EPS
2	Main Protective Padding	EPS	4	Mouth Protective Padding	EPP
Description	P442 M Protective padding (Suit for Version 1/3 Helmets)		Code No.:	P442.3.4	
Manufacturer:	Jiangmen Pengcheng Helmets Co., Ltd.				
Address:	Industrial Park East, Gonghe Town, Heshan City Guangdong Province, China				
Drawn by:	XinShengLiu	Checked by:	XinShengLiu	Approved by:	YouJunFeng
Date:	15.05.2018	Date:	15.05.2018	Date:	15.05.2018



INFORMATION DOCUMENT

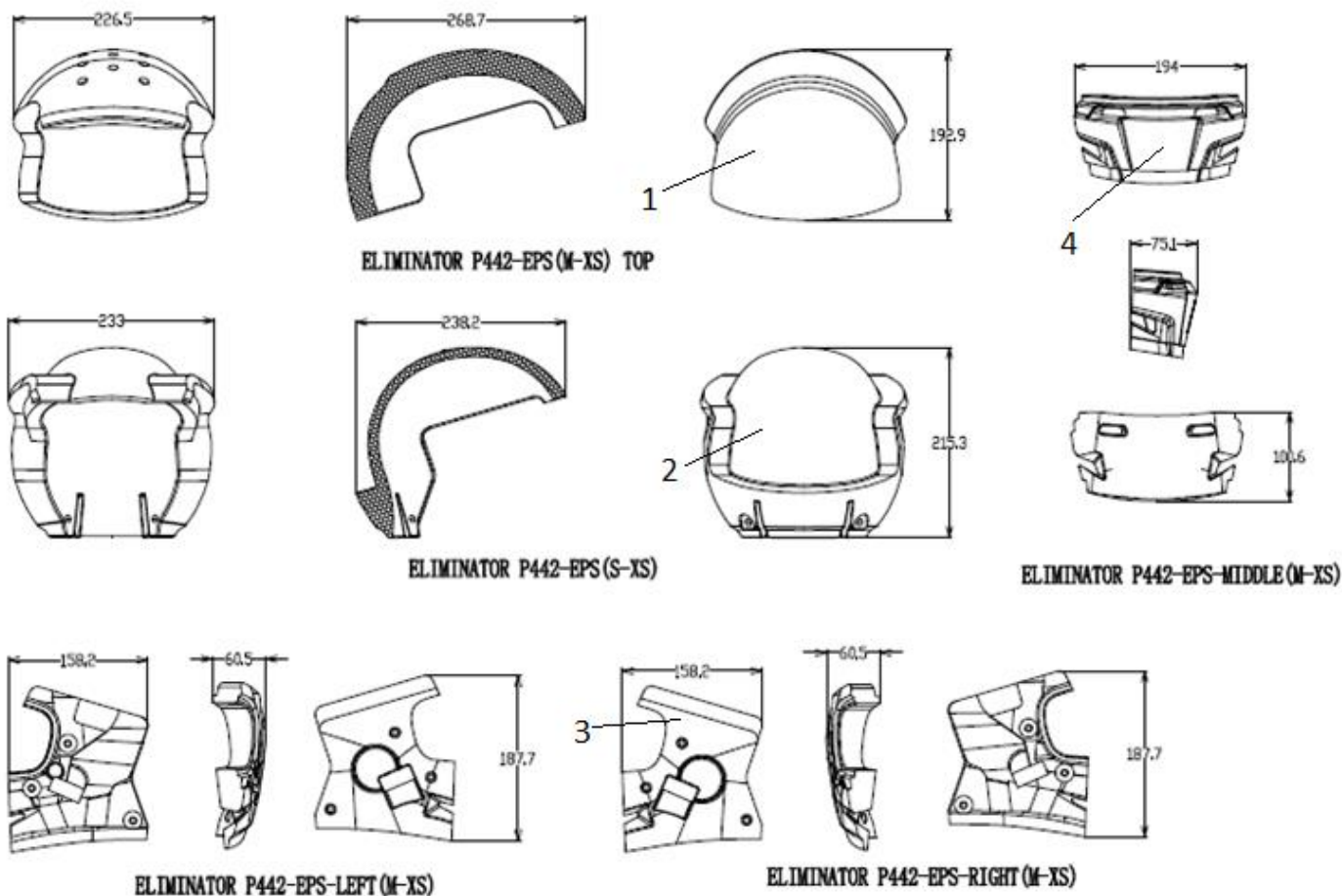
R22-P442-02

Type : P442

Date:15.05.2018

Manufacture : Jiangmen Pengcheng Helmets Co., Ltd.

Page 13 of 26



Unit: mm

Number	Name	Parameter	Number	Name	Parameter
1	Main Top Protective Padding	EPS	3	Ear Protective Padding	EPS
2	Main Protective Padding	EPS	4	Mouth Protective Padding	EPP
Description	P442 XS-S Protective padding (Suit for Version 1/3 Helmets)		Code No.:	P442.3.5	
Manufacturer:	Jiangmen Pengcheng Helmets Co., Ltd.				
Address:	Industrial Park East, Gonghe Town, Heshan City Guangdong Province, China				
Drawn by:	XinShengLiu	Checked by:	XinShengLiu	Approved by:	YouJunFeng
Date:	15.05.2018	Date:	15.05.2018	Date:	15.05.2018

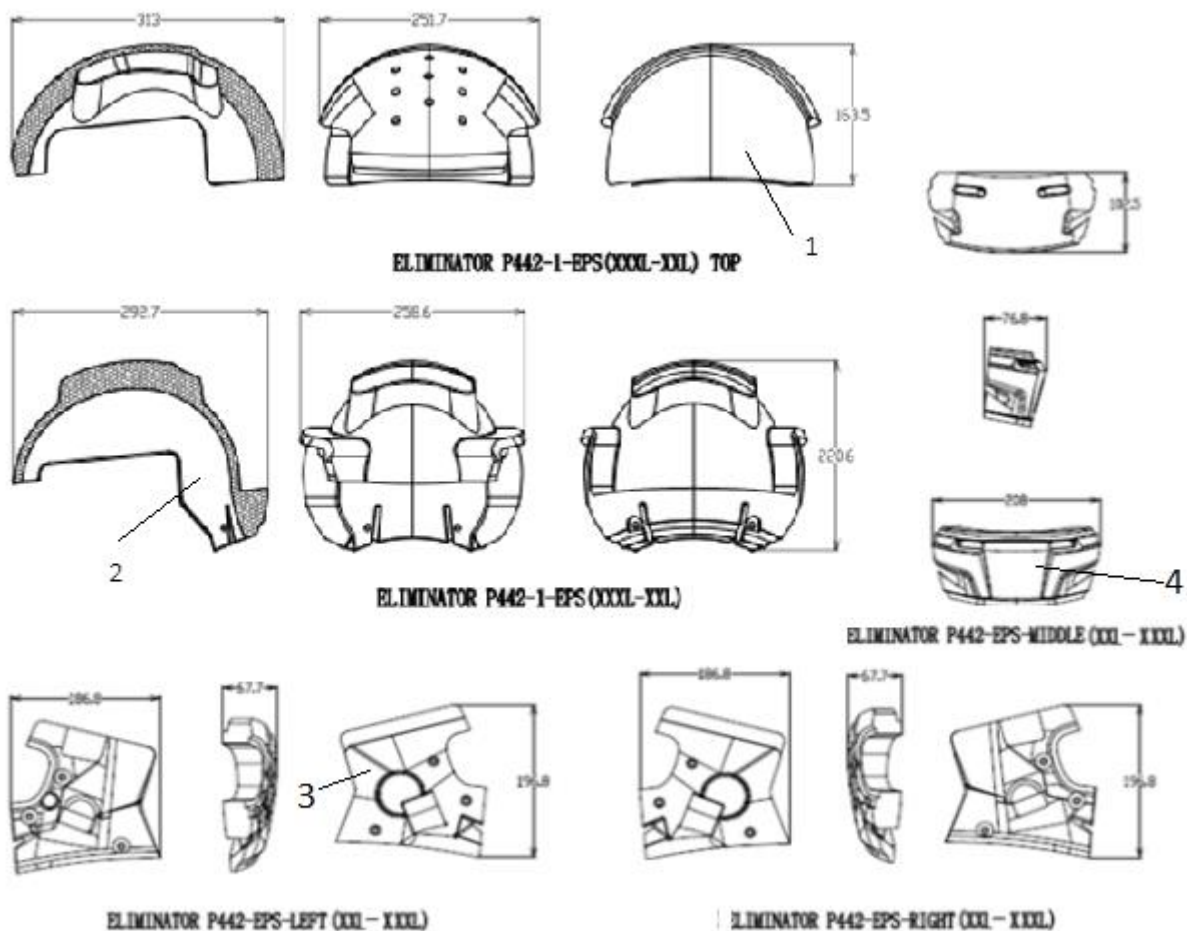


INFORMATION DOCUMENT

R22-P442-02

Type : P442
Manufacture : Jiangmen Pengcheng Helmets Co., Ltd.

Date:15.05.2018
Page 14 of 26



Unit: mm

Number	Name	Parameter	Number	Name	Parameter
1	Main Top Protective Padding	EPS	3	Ear Protective Padding	EPS
2	Main Protective Padding	EPS	4	Mouth Protective Padding	EPP
Description	P442-1 XXL-XXXL Protective padding (Suit for Version 2 Helmets)		Code No.:	P442.3.6	
Manufacturer:	Jiangmen Pengcheng Helmets Co., Ltd.				
Address:	Industrial Park East, Gonghe Town, Heshan City Guangdong Province, China				
Drawn by:	XinShengLiu	Checked by:	XinShengLiu	Approved by:	YouJunFeng
Date:	19.04.2018	Date:	19.04.2018	Date:	19.04.2018

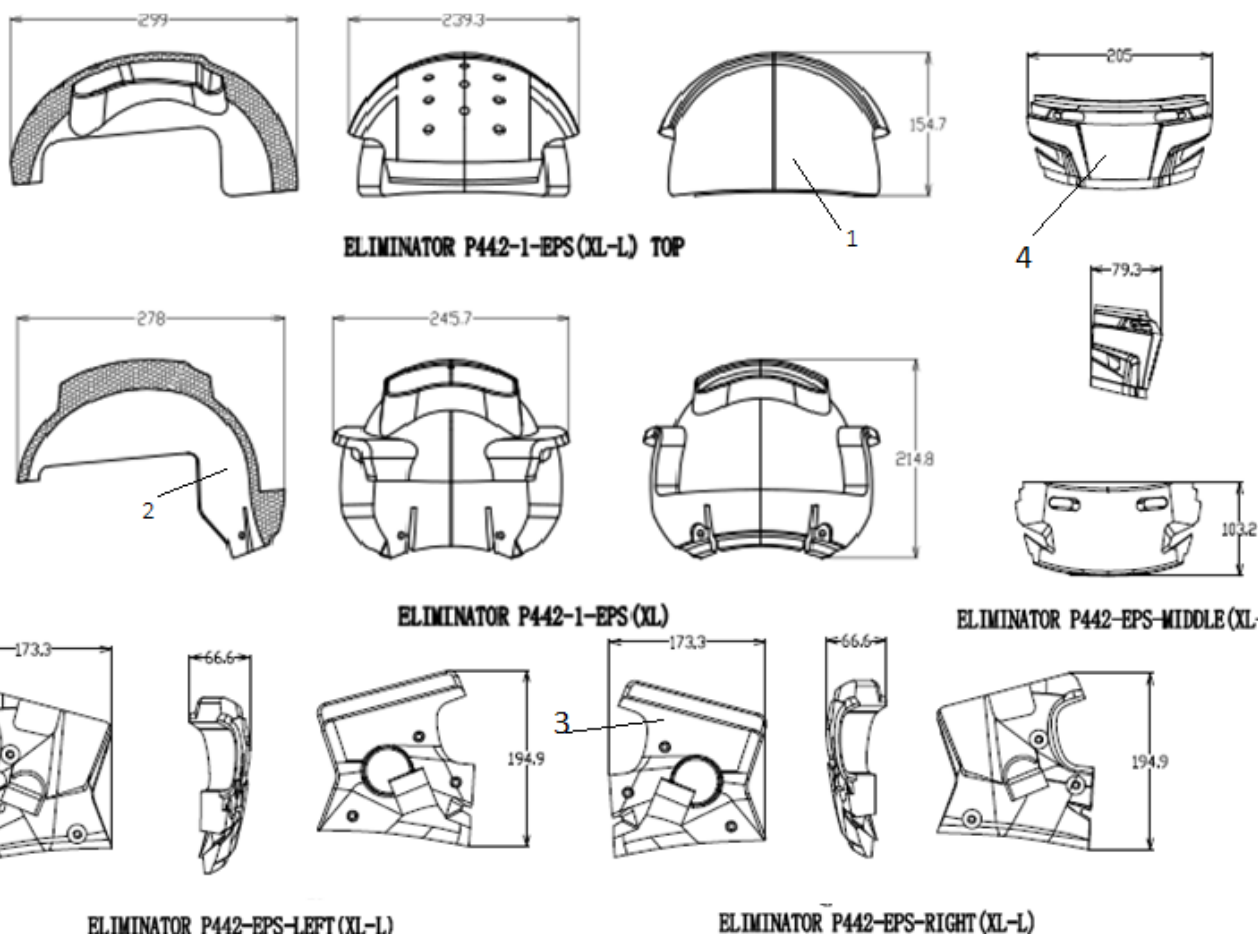


INFORMATION DOCUMENT

R22-P442-02

Type : P442
Manufacture : Jiangmen Pengcheng Helmets Co., Ltd.

Date:15.05.2018
Page 15 of 26



Unit: mm

Number	Name	Parameter	Number	Name	Parameter
1	Main Top Protective Padding	EPS	3	Ear Protective Padding	EPS
2	Main Protective Padding	EPS	4	Mouth Protective Padding	EPP
Description	P442-1 XL Protective padding (Suit for Version 2 Helmets)		Code No.:	P442.3.7	
Manufacturer:	Jiangmen Pengcheng Helmets Co., Ltd.				
Address:	Industrial Park East, Gonghe Town, Heshan City Guangdong Province, China				
Drawn by:	XinShengLiu	Checked by:	XinShengLiu	Approved by:	YouJunFeng
Date:	19.04.2018	Date:	19.04.2018	Date:	19.04.2018



INFORMATION DOCUMENT

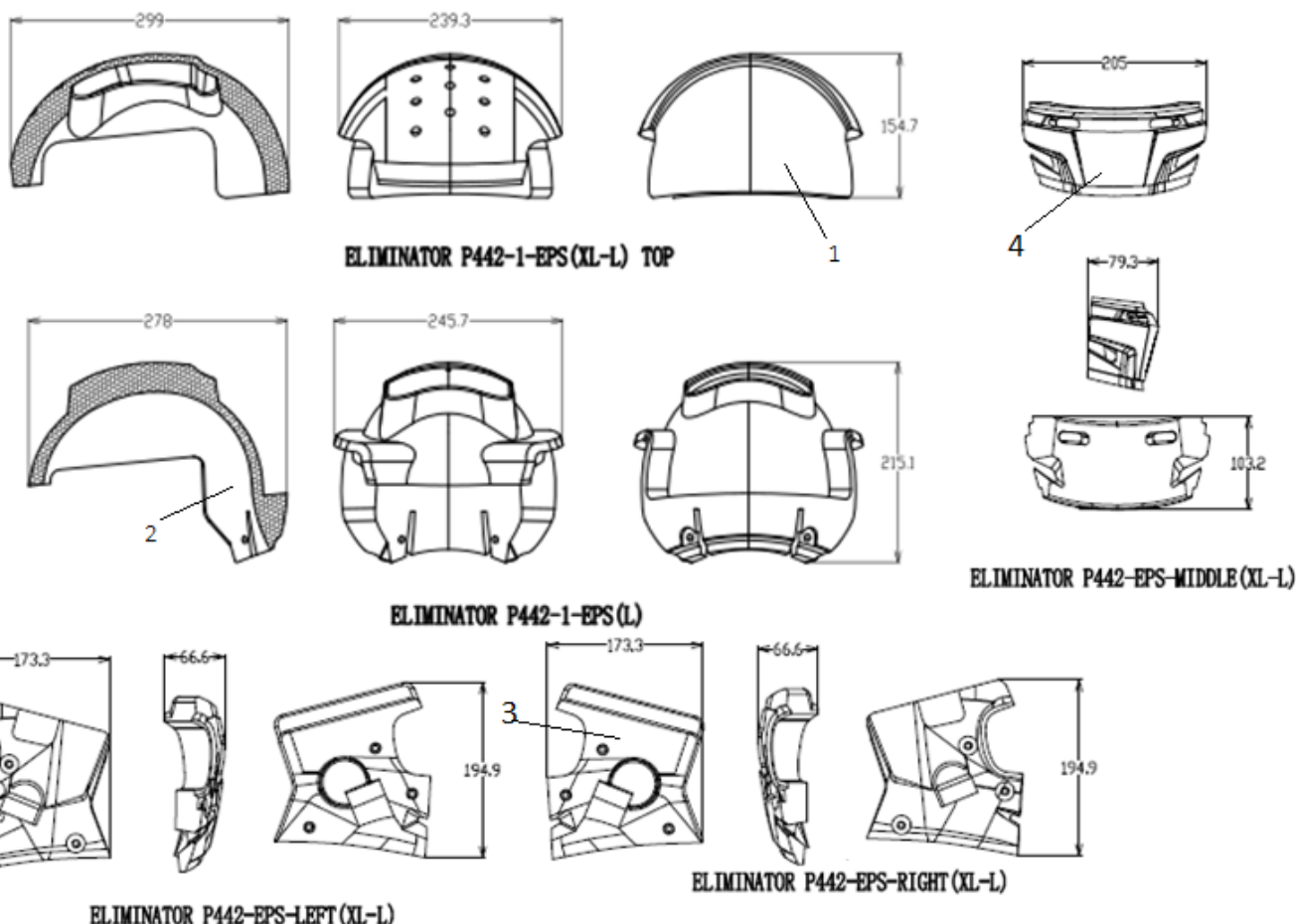
R22-P442-02

Type : P442

Date:15.05.2018

Manufacture : Jiangmen Pengcheng Helmets Co., Ltd.

Page 16 of 26



Unit: mm

Number	Name	Parameter	Number	Name	Parameter
1	Main Top Protective Padding	EPS	3	Ear Protective Padding	EPS
2	Main Protective Padding	EPS	4	Mouth Protective Padding	EPP
Description	P442-1 L Protective padding (Suit for Version 2 Helmets)		Code No.:	P442.3.8	
Manufacturer:	Jiangmen Pengcheng Helmets Co., Ltd.				
Address:	Industrial Park East, Gonghe Town, Heshan City Guangdong Province, China				
Drawn by:	XinShengLiu	Checked by:	XinShengLiu	Approved by:	YouJunFeng
Date:	19.04.2018	Date:	19.04.2018	Date:	19.04.2018



INFORMATION DOCUMENT

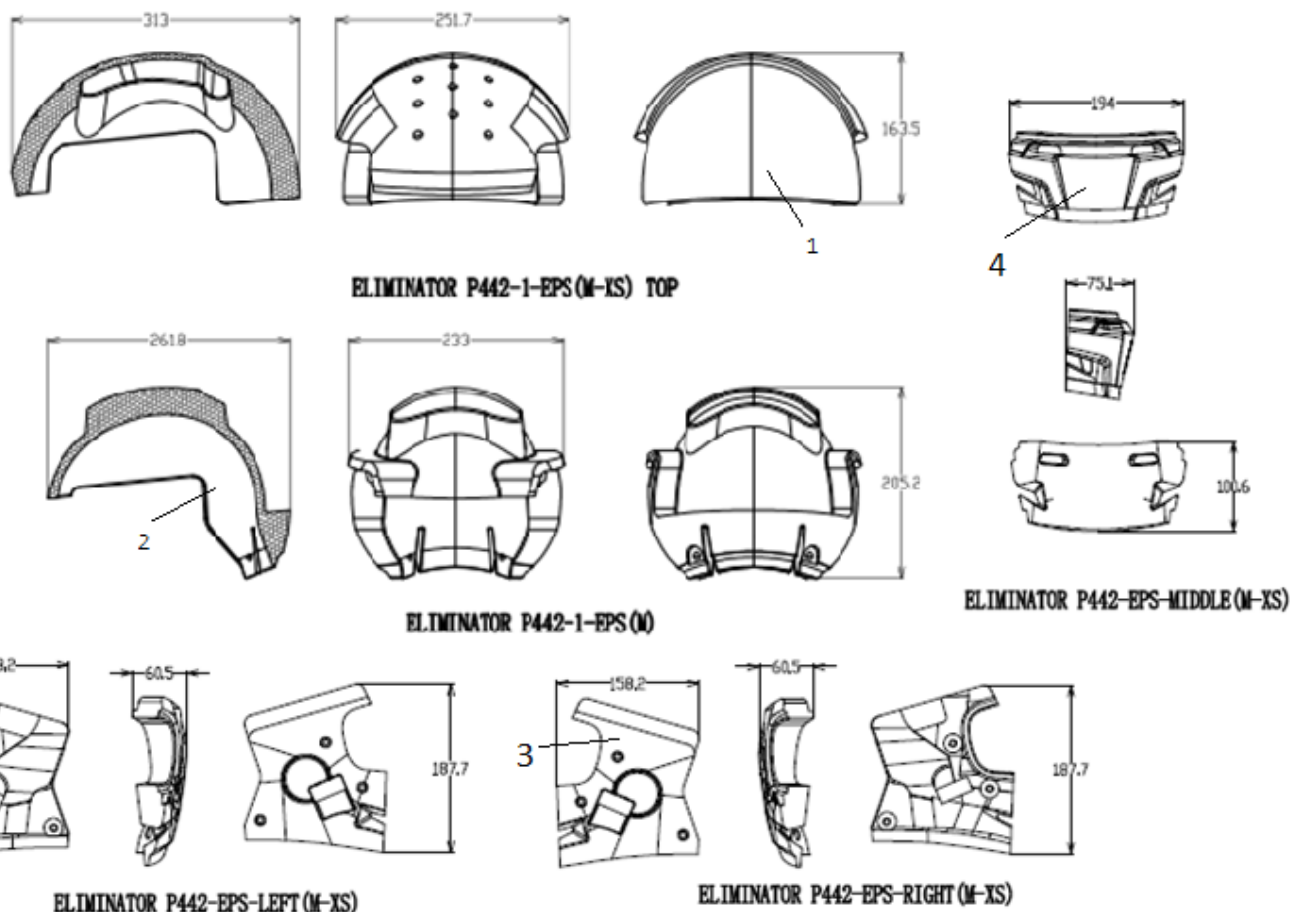
R22-P442-02

Type : P442

Date:15.05.2018

Manufacture : Jiangmen Pengcheng Helmets Co., Ltd.

Page 17 of 26



Unit: mm

Number	Name	Parameter	Number	Name	Parameter
1	Main Top Protective Padding	EPS	3	Ear Protective Padding	EPS
2	Main Protective Padding	EPS	4	Mouth Protective Padding	EPP
Description	P442-1 M Protective padding (Suit for Version 2 Helmets)		Code No.:	P442.3.9	
Manufacturer:	Jiangmen Pengcheng Helmets Co., Ltd.				
Address:	Industrial Park East, Gonghe Town, Heshan City Guangdong Province, China				
Drawn by:	XinShengLiu	Checked by:	XinShengLiu	Approved by:	YouJunFeng
Date:	19.04.2018	Date:	19.04.2018	Date:	19.04.2018



INFORMATION DOCUMENT

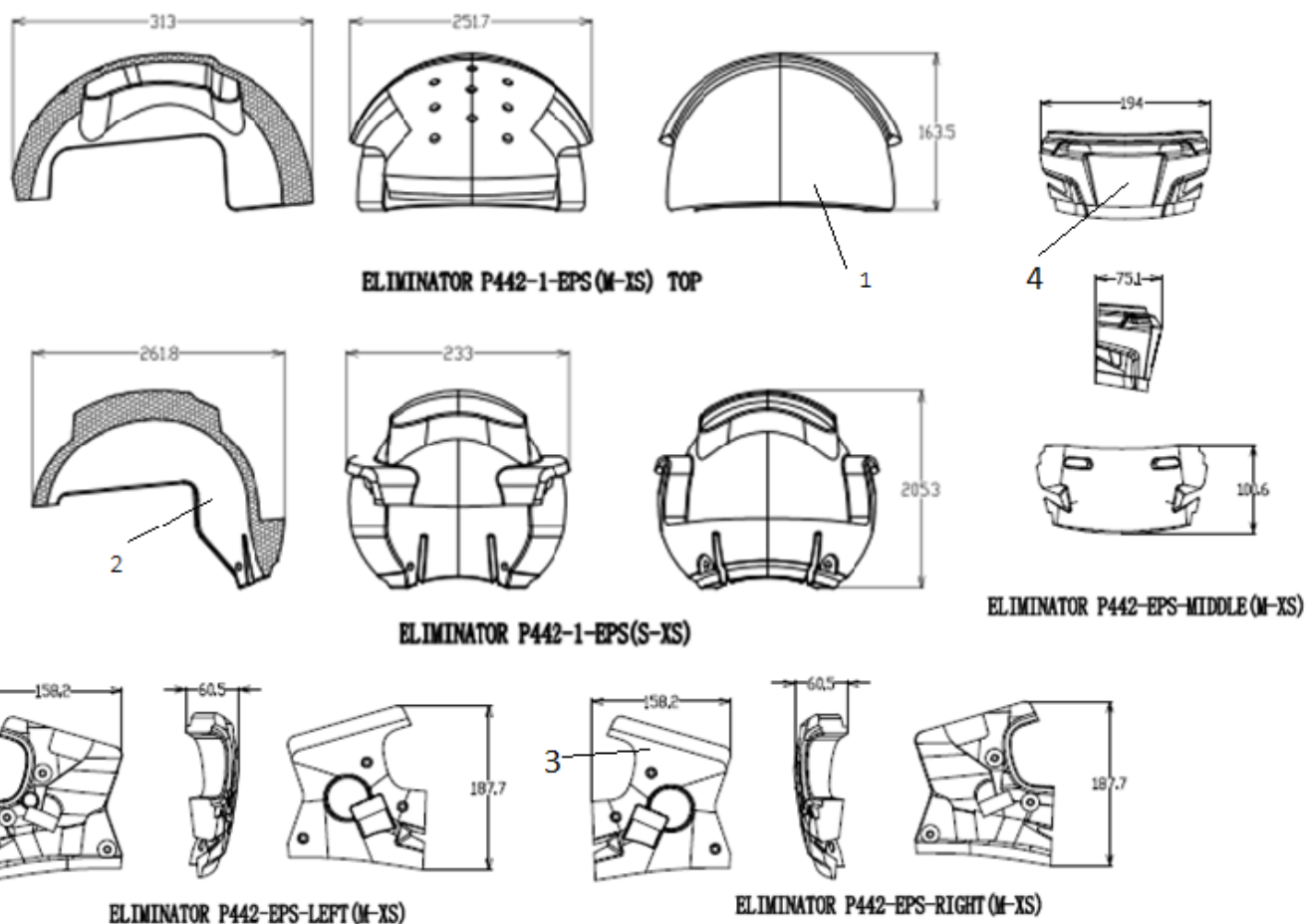
R22-P442-02

Type : P442

Date:15.05.2018

Manufacture : Jiangmen Pengcheng Helmets Co., Ltd.

Page 18 of 26



Unit: mm

Number	Name	Parameter	Number	Name	Parameter
1	Main Top Protective Padding	EPS	3	Ear Protective Padding	EPS
2	Main Protective Padding	EPS	4	Mouth Protective Padding	EPP
Description	P442-1 XS-S Protective padding (Suit for Version 2 Helmets)		Code No.:	P442.3.10	
Manufacturer:	Jiangmen Pengcheng Helmets Co., Ltd.				
Address:	Industrial Park East, Gonghe Town, Heshan City Guangdong Province, China				
Drawn by:	XinShengLiu	Checked by:	XinShengLiu	Approved by:	YouJunFeng
Date:	19.04.2018	Date:	19.04.2018	Date:	19.04.2018



INFORMATION DOCUMENT

R22-P442-02

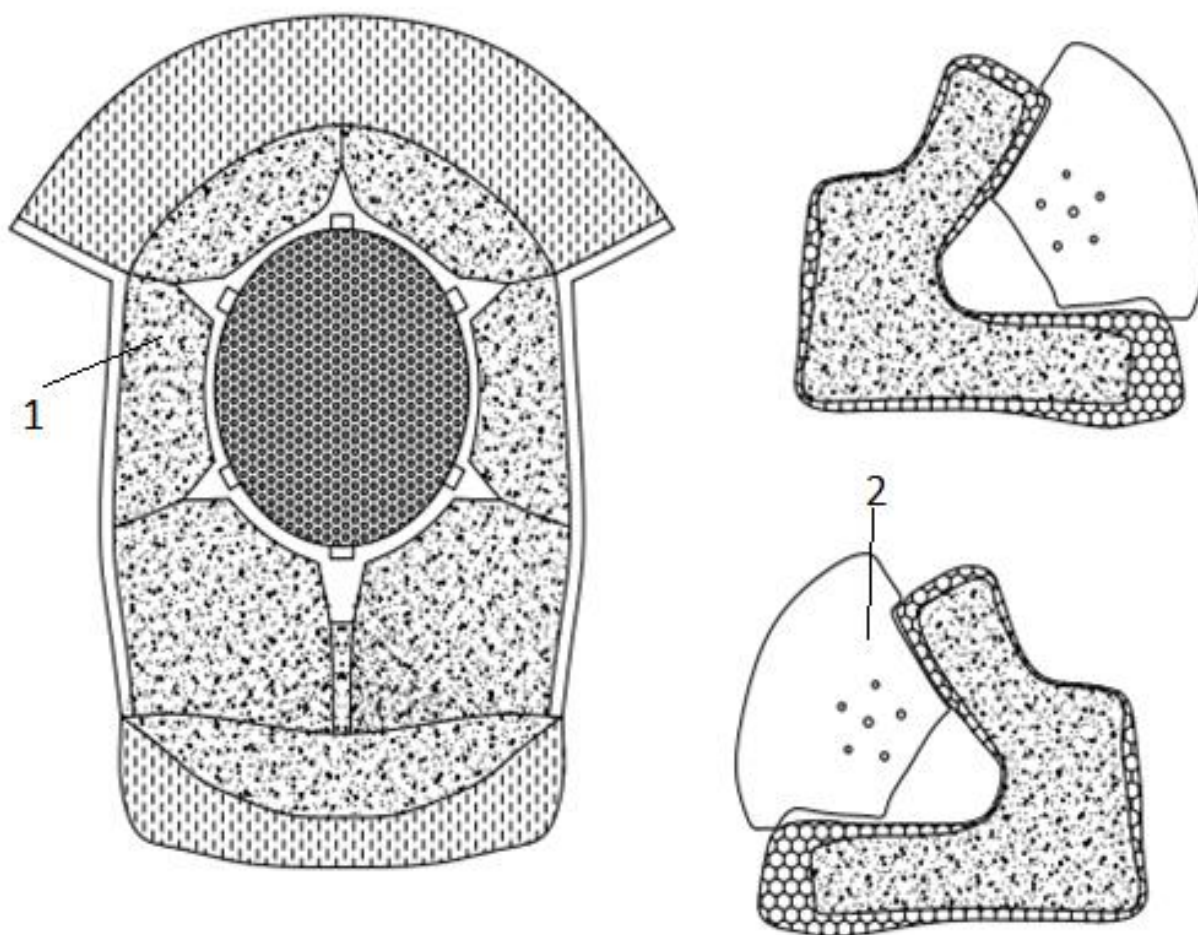
Type : P442

Date:15.05.2018

Manufacture : Jiangmen Pengcheng Helmets Co., Ltd.

Page 19 of 26

Annex 4: Drawing of the comfort padding



Number	Name	Material	Number	Name	Material
1	Comfort Padding	Compound sponge + Cloth	2	Ear Comfort Padding	Compound sponge + Cloth + PP
Description	P442 Comfort Padding		Code No.:	P442.4	
Manufacturer:	Jiangmen Pengcheng Helmets Co., Ltd.				
Address:	Industrial Park East, Gonghe Town, Heshan City Guangdong Province, China				
Drawn by:	XinShengLiu	Checked by:	XinShengLiu	Approved by:	YouJunFeng
Date:	12.11.2017	Date:	12.12.2017	Date:	12.01.2018

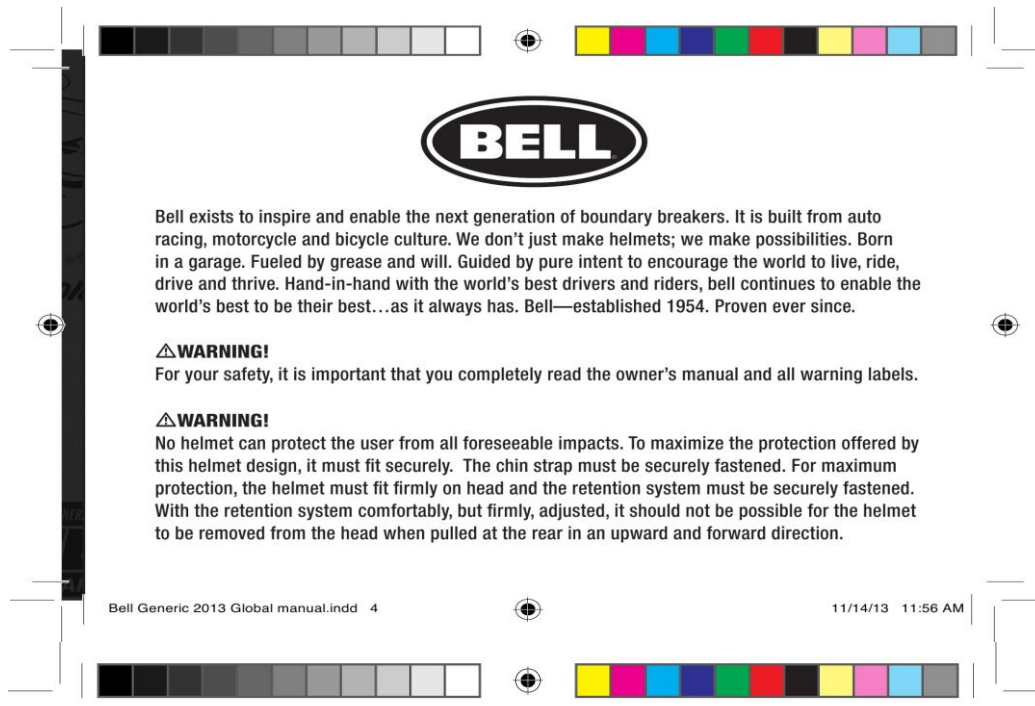
Number	Name	Material	Number	Name	Material
1	ECE Marking	Cloth	4	“D” Ring	Steel
2	Hinge	Steel	5	“D” Ring	Steel
3	Rivet	Steel	6	Chin Strap	Nylon
Description	P442 Retention system		Code No.:	P442.5	
Manufacturer:	Jiangmen Pengcheng Helmets Co., Ltd.				
Address:	Industrial Park East, Gonghe Town, Heshan City Guangdong Province, China				
Drawn by:	Xinsheng Liu	Checked by:	Xinsheng Liu	Approved by:	YouJun Feng
Date:	13.03.2017	Date:	16.03.2017	Date:	20.03.2017



Type : P442
Manufacture : Jiangmen Pengcheng Helmets Co., Ltd.

Date:15.05.2018
Page 21 of 26

Annex 6: Information for wearer



Introduction

Head protection is a complicated subject which cannot be fully discussed in this owner's manual. Regardless, before your first ride, you should read this owner's manual carefully for important information about your helmet. You should also store this manual in a place where you can retrieve it for periodic review or if any questions arise. You should not use your new helmet until you have read and fully understand the contents of this manual.

About Some of the Limits of Your Helmet

Your Bell motorcycle helmet is designed to reduce or prevent certain injuries, and studies show you are better off in an accident if you are wearing a helmet than if you are not. Regardless, a motorcycle helmet cannot protect against all foreseeable impacts or injuries. For example, your helmet cannot protect against spinal injuries, neck injuries, or any portion of the body it does not cover. In addition, it may not protect against injuries to areas the helmet does cover. For example, your helmet is made of energy absorbing materials which may or may not crush depending upon the impact. Sometimes the force of the impact is such that there is no crush, and sometimes the force of the impact is such that the material crushes completely, in either case at least some of the force of the impact is transmitted to the head and brain, and permanent injury or death may result. In addition, some head injuries are not caused by impacts. They are caused by other forces, like scrambling an egg just by shaking it. You do not have to destroy the shell to destroy the contents. Helmets cannot prevent this type of injury. Because of the wide variety of accident scenarios, it is impossible to tell when your helmet will or will not protect against injury or death.





Type : P442
Manufacture : Jiangmen Pengcheng Helmets Co., Ltd.

Date:15.05.2018
Page 22 of 26

**Short List of DOs and DON'Ts:**

1. Do choose a helmet which fits properly.
2. Do not choose a helmet which interferes with your field of vision or your ability to hear.
3. Do make sure that when the chin strap is fastened the helmet fits snugly all over your head and low on your forehead so you can see the edge in your upper field of vision.
4. Always wear the chin strap tightly and securely fastened while riding.
5. Do not modify your helmet.
6. Do check your helmet before each ride for signs of wear or damage.
7. Do not "park" your helmet on mirror stalks or sissy bars.
8. Do not carry your helmet on the motorcycle's helmet lock while riding.
9. Do replace your helmet immediately if it shows signs of wear or damage.
10. Do replace your helmet immediately after an impact, even if no damage is visible.
The helmet is designed to absorb shock by partial destruction of the shell and liner.
This damage may not be visible. Therefore, if subjected to a severe blow, the helmet should be replaced even if it is apparently undamaged.
11. Do replace your helmet at least every five years.
12. Do not loan or sell your helmet, or buy a used helmet.
13. Do not wear someone else's helmet.
14. Clean your helmet with soap and water only.
15. Wear a helmet whenever you ride.
16. Ride safely, and do not take risks just because you are wearing a helmet.

Bell Generic 2013 Global manual.indd 6

11/14/13 11:56 AM

**Wearing Your Helmet**

The best way to put on your Bell helmet is to gently pull the chin straps outward just enough to spread the helmet as you ease it over your head. If you can pull the helmet onto your head without having to spread the helmet, the helmet is too big, will not fit right and should not be worn. With the helmet on your head, thread the loose end of the strap through the double D-rings as shown in Figure A. Pull on the end until the strap is snug, so it is almost uncomfortable, and well back against your throat. When riding, always wear the helmet with the chin strap in this position.

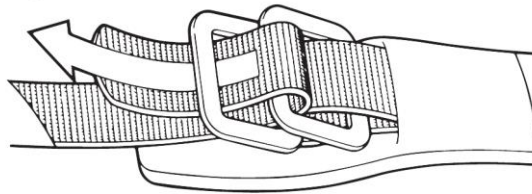
Standard D-Ring

Figure A.

Bell Generic 2013 Global manual.indd 7

11/14/13 11:56 AM



Type : P442
Manufacture : Jiangmen Pengcheng Helmets Co., Ltd.

Date:15.05.2018
Page 23 of 26

**⚠WARNING!**

The helmet chin strap must be securely fastened and snug under your chin and against your throat or the helmet may not stay on in an accident. If the helmet does not stay on, serious injury or death may result.

⚠WARNING!

Do not use a chin cup or wear the strap on the point of the chin. If the chin strap is not in the proper position or used properly, the helmet may not stay in position or may come off. Serious personal injury or death may result.

Proper Fit

In order to work right, your helmet must fit right. The liner is essential to the intended performance of the helmet. If your helmet does not fit right, it may come off in an accident, in which case it will not provide any protection. Because many motorcyclists are killed each year when their helmets do not stay on in an accident, do not wear a motorcycle helmet that does not fit right. If the helmet does not fit right, do not wear it. Bell manufactures helmets of different sizes, and should have a helmet to fit your head.

Bell Generic 2013 Global manual.indd 8

11/14/13 11:56 AM



This section is very important: your helmet must be snug on all areas of your head and must be comfortable.. Here are two good tests the helmet must pass:

1. Fasten the chin strap under your chin so it is snug with your mouth closed and uncomfortable to open your mouth. Grab the helmet with both hands and try to move the helmet forward and backward and from side to side. The helmet does not fit right if your skin does not move with the liner of the helmet.
2. With the chin strap snug under your chin, grab the helmet in the rear at the base and try to pull the helmet forward on your head. Do the same test except grab the helmet in the front and try to roll the helmet rearward. If the helmet comes off your head, the helmet does not fit right and you should not wear it. This is also important. Check to make sure the chin strap is tight periodically while you ride. If the chin strap has become loose, immediately stop and re-tighten the chin strap.

Bell Generic 2013 Global manual.indd 9

11/14/13 11:56 AM



Type : P442
Manufacture : Jiangmen Pengcheng Helmets Co., Ltd.

Date:15.05.2018
Page 24 of 26

**⚠ WARNING!**

Do not wear a motorcycle helmet which does not fit right. Failure to follow this instruction could lead to serious personal injury or death. If you have purchased one of our full-face models, check the position of your eyes in relation to the eye opening of the helmet. Check to make sure that the helmet is positioned on your head so that you have adequate downward and upward vision to properly operate your vehicle. Adjust the position of the helmet on your head to achieve this relationship.

Protect Your Eyes

Always wear a face shield or goggles while riding. Some models come equipped with a face shield as standard equipment. If eye protection is not provided with the helmet, it is YOUR responsibility to obtain eye protection and use it. Tinted face shields, goggles, or other forms of eye protection should not be used at night or under other conditions of poor visibility. Lenses damaged by scratches will reduce visibility, especially at night, and should be replaced. Petroleum products and other solvents may impair the optical properties and reduce the mechanical strength of shields and goggles. On Bell helmets that come equipped with a face shield, the shield can be replaced. Make sure the pivots are tight before each ride. Replacement shields can be obtained from your dealer or by calling 800-776-5677. Ensure that any visor attached to the helmet meets the requirements of AS 1609.

Bell Generic 2013 Global manual.indd 10

11/14/13 11:56 AM



The following helmets are suitable with goggles.

Models	Goggle Compatibility
Carbon Star/Star	Yes
RS-1	Yes
Vortex	Yes
Revolver Evo	Yes
Qualifier	Yes
Bullitt	Yes
Custom 500	Yes
Pit Boss	Yes
Rogue	Yes
Mag-9 Sena	Yes
Drifter DLX	Yes
Shorty	Yes
Moto-9 Carbon	Yes
MX-2	Yes
SX-1	Yes

The following helmets are suitable for use with communication devices.

Models	Sena SMH-5 SMH-10	Cardo G4 G9	CARDO Q1 Q2 Q3	Chatter Box XB12	Chatter Box X1/X2	J&M EBLU629	Midland BT Rebel	UClear HBC 100 HBC 200
Carbon Star/Star	Yes	Yes	Yes	Yes	Yes	Yes	Yes	Yes
RS-1	Yes	Yes	Yes	Yes	Yes	Yes	Yes	Yes
Revolver Evo	Yes	Yes	Yes	Yes	Yes	Yes	Yes	Yes
Mag-9	Yes	Yes	Yes	Yes	Yes	Yes	Yes	Yes
Qualifier	Yes	Yes	Yes	Yes	Yes	Yes	Yes	Yes
Vortex	Yes	Yes	Yes	Yes	Yes	Yes	Yes	Yes
Bullitt	No	No	No	No	No	No	No	No
Pit Boss	Yes	Yes	Yes	Yes	Yes	Yes	Yes	Yes
Rogue	Yes	Yes	Yes	Yes	Yes	Yes	Yes	Yes

Bell Generic 2013 Global manual.indd 11

11/14/13 11:56 AM



Type : P442
Manufacture : Jiangmen Pengcheng Helmets Co., Ltd.

Date:15.05.2018
Page 25 of 26

**⚠ WARNING!**

Failure to use proper eye protection can cause an accident and result in serious injury or death.

Check For Adequate Vision

Always check for adequate vision. For example, when helmets are used in conjunction with goggles or other eye coverings, vision restrictions can occur. Make sure your motorcycle is equipped with effective mirrors, and use them for peripheral vision to enhance your direct vision of traffic and other riding hazards. It is the responsibility of each user to assure the adequacy of his or her vision prior to using this helmet.

⚠ WARNING!

Never use a helmet or eye protection which restricts your vision so that you are unable to safely operate your vehicle.

⚠ WARNING!

Tinted lenses are not suitable for use at night. Lenses damaged by scratches will reduce visibility and should be replaced. Visors and goggles having minor scuffed areas or small surface scratches should not be used at night. Contact with petroleum products and other solvents may impair the optical properties and reduce the mechanical strength.

Bell Generic 2013 Global manual.indd 12

11/14/13 11:56 AM

**Check for Adequate Hearing**

Research has shown that in many cases shielding the ears from wind noise results in the ability to more accurately detect important traffic sounds (such as horns and sirens).

⚠ WARNING!

It is the responsibility of each user to determine which helmet model is best suited to his or her needs and preferences. Helmet models that cover less of the head provide less impact protection and may be more susceptible to helmet ejection, which can result in injury or death. It is also the helmet user's responsibility to determine his or her ability to hear important traffic sounds while wearing and using this helmet.

Accessories

Using accessories not intended for use with your helmet can be dangerous. No attachments should be made to the helmet except those recommended by the helmet manufacturer. Do not drill or cut shell.

⚠ WARNING!

Never rigidly attach anything to the outside of your helmet. If struck in an accident it can cause the force of the blow to be more concentrated and greatly increase your chance of injury or death. Never mount a rigid object to the inside of your helmet. If struck in an accident it could become a projectile, greatly increasing the chance of injury or death. Never drop your helmet, as this may cause damage which is invisible to you.

Bell Generic 2013 Global manual.indd 13

11/14/13 11:56 AM



INFORMATION DOCUMENT

R22-P442-02

Type : P442
Manufacture : Jiangmen Pengcheng Helmets Co., Ltd.

Date:15.05.2018

Page 26 of 26



Care and Cleaning

Helmets are energy absorbing devices intended to deform, fracture, crush, and collapse as they absorb as much of the energy generated by an impact as they possibly can. They are durable, but should be treated as though they are fragile so that you will have all of the available energy absorbing materials if you should ever need them. Your helmet will give you years of good service if properly cared for.

Follow these simple rules:

- Never decorate your helmet with paint, decals, stickers, or tape.
- Use only mild soap and water to clean the outside of your helmet.
- Chemicals used in many items can be harmful to the outer shell of your helmet.
- Frequently, this damage is not visible, and can result in premature fracturing of the shell when impacted.
- Use only mild soap and water to clean the interior of your helmet.
- Never allow your helmet to come in contact with gasoline or other petroleum products, as this will cause serious damage to the energy absorbing inner liner and/or the outer shell of the helmet.

Bell Generic 2013 Global manual.indd 14

11/14/13 11:56 AM



Storage

Our helmets require little special care. However, it is a good idea to protect your helmet from damage if it is to be stored for a long period of time. Household pets will chew on an unattended helmet if given the chance. Helmets should be stored in a cool, dry place. Exposure to temperatures in excess of 150 degrees F can cause damage, resulting in a loss of protection. The interior of cars on sunny days can exceed 150 degrees. The helmet has a limited lifespan in use and should be replaced when it shows obvious signs of wear, e.g. change of fit, cracks, rust, or fraying.

Painting

Our helmets should not be painted by anyone other than the manufacturer. Many helmet components can be seriously damaged by chemicals and/or solvents contained in most paint or by careless handling during the repainting process. The protection of this helmet may be severely reduced by the application of paint, adhesive stickers or transfers, cleaning fluids or other solvents. Use only materials recommended by the helmet manufacturer.

Easton-Bell Sports Customer Service

1001 Innovation Road
Rantoul, IL 61866

Dealer Contact: tel. 800-776-5677 fax. 800-888-9009

For international customers outside U.S. please visit www.bellhelmets.com for a list of distributors and contact information in your region.

Bell Generic 2013 Global manual.indd 15

11/14/13 11:56 AM